

CIS551: Computer and Network Security

Jonathan M. Smith

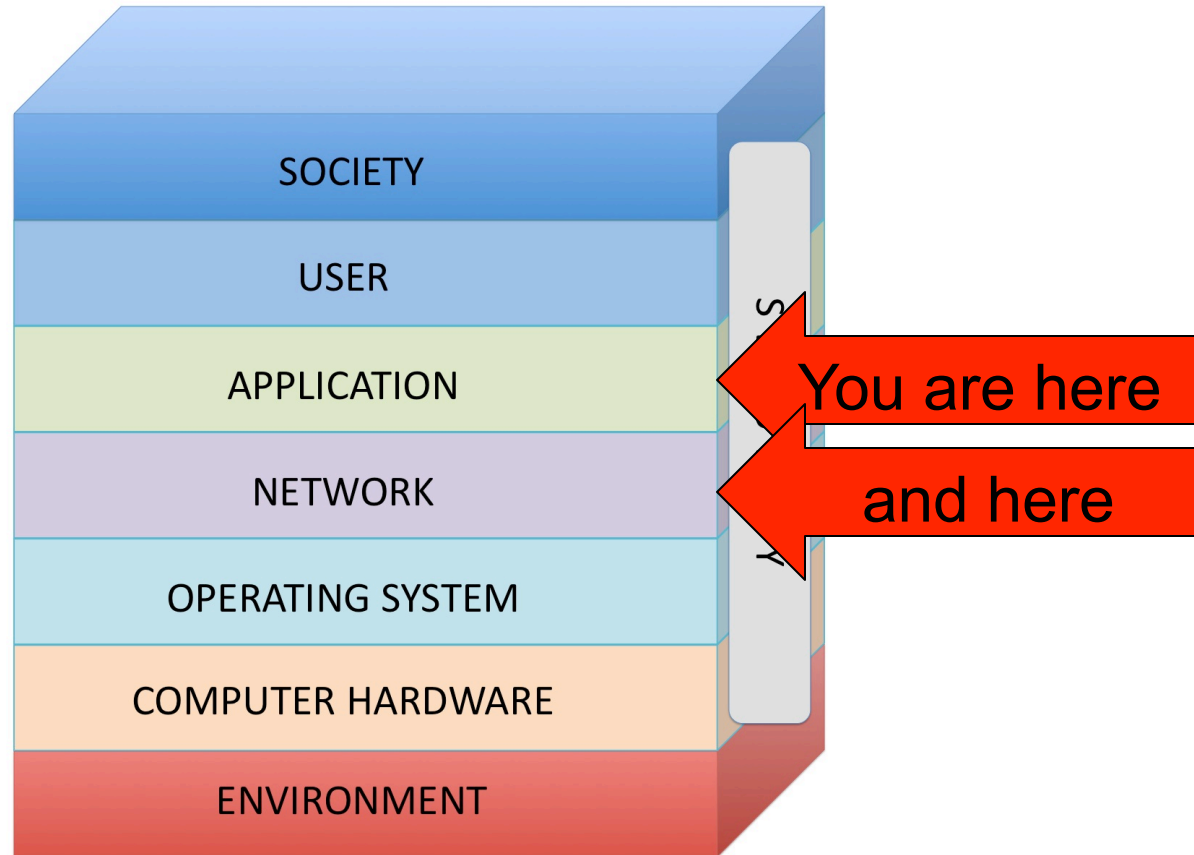
jms@cis.upenn.edu

02/26/2014

CIS551 Topics

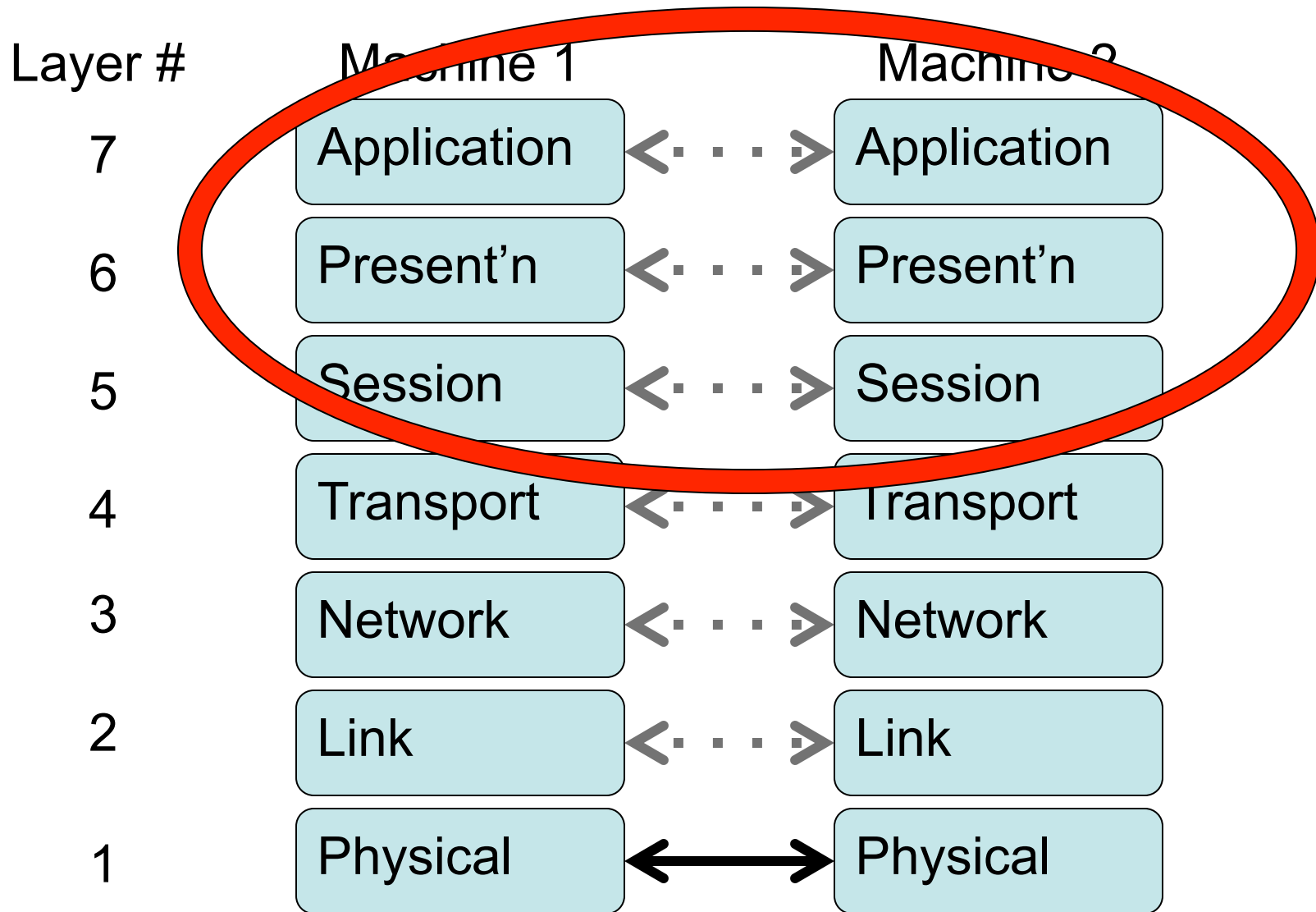
- Computer Security
 - Software/Languages, Computer Arch.
 - Access Control, Operating Systems
 - Threats: **Vulnerabilities**, Viruses
- Computer Networks
 - Physical layers, Internet, **WWW**, **Applications**
 - Cryptography in several forms
 - Threats: **Confidentiality**, Integrity, Availability
- Systems Viewpoint
 - Users, **social engineering**, insider threats

Sincoskie NIS model

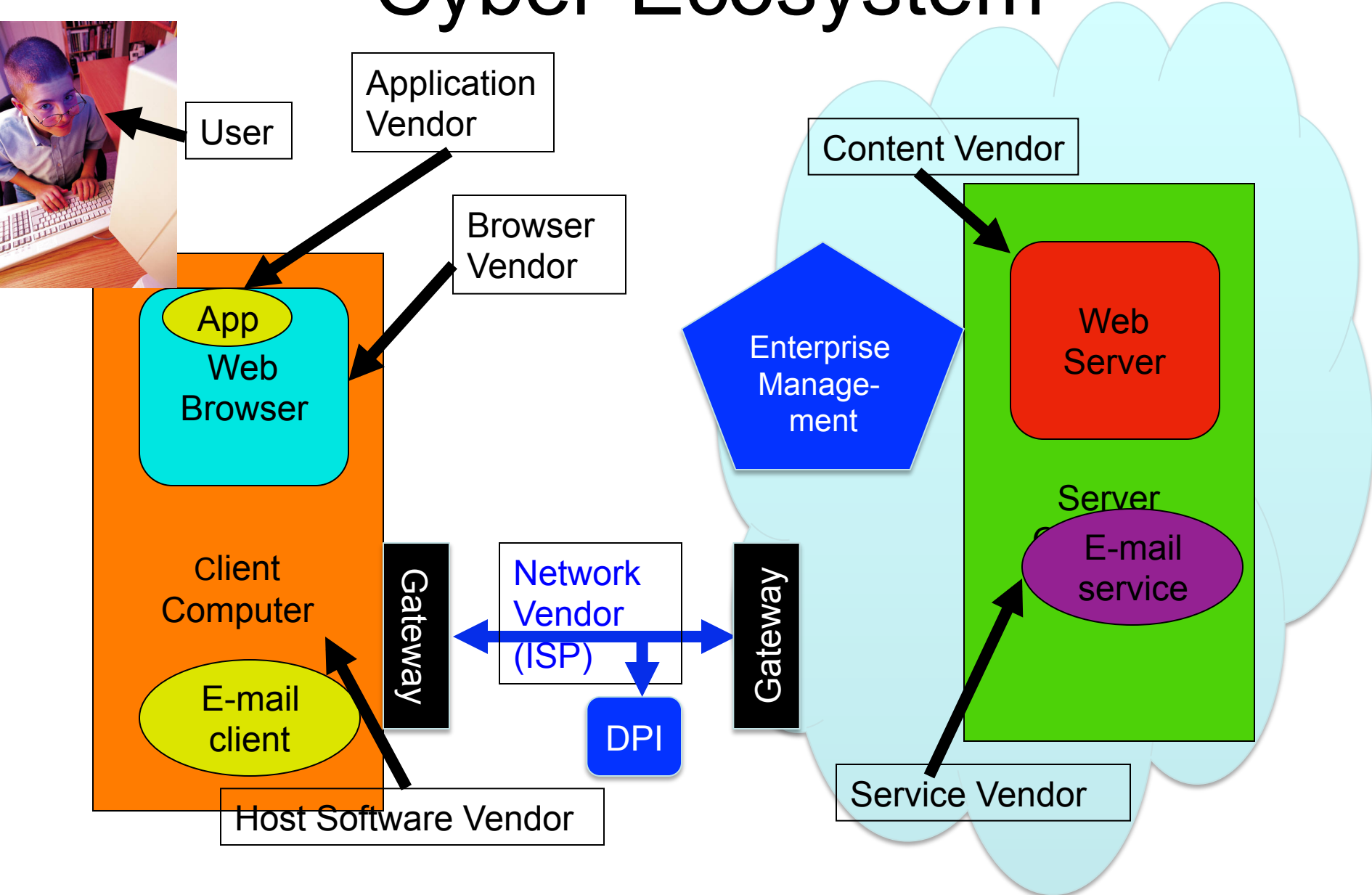


W.D. Sincoskie, *et al.* "Layer Dissonance and Closure in Networked Information Security" (white paper)

7-layer OSI network model



Cyber-Ecosystem



Maintaining State

- HTTP is a stateless protocol
 - Server doesn't store any information about the connections it handles (each request is treated independently)
 - Makes it hard to maintain session information
- Encode state in the URL:
 - `.../cgi-bin/nxt?state=-189534fjk`
 - Used commonly on message boards, etc. to track thread
- Use HIDDEN input fields
 - When user fills in web forms, the POST request gives server the data
 - You can embed state in invisible "input" fields
- Cookies
 - Store data on the client's machine

Hidden Fields

```
<html>
<head> <title>My Page</title> </head>
<body>
  <form name="myform"
        action="http://.../handle.cgi"
        method="POST">
    <div align="center">
      <input type="text" size="25" value="Name?">
      <input type="hidden" name="Language" value="English">
    <br><br> </div> </form>
</body>
</html>
```

Cookies (Client-side state)

- Server can store cookies on the client machine by issuing:

```
Set-Cookie: NAME=VALUE; [expires=DATE;]  
[path=PATH;] [domain=DOMAIN_NAME;] [secure]
```

- Domain and Path restrict the servers (and paths on those servers) to which the cookie will be sent
- The "secure" flag says that the cookie should only be sent over HTTPS
- Uses:
 - User authentication
 - Personalization
 - User tracking: e.g. Doubleclick (3rd party cookies)

Cookies (cont'd)

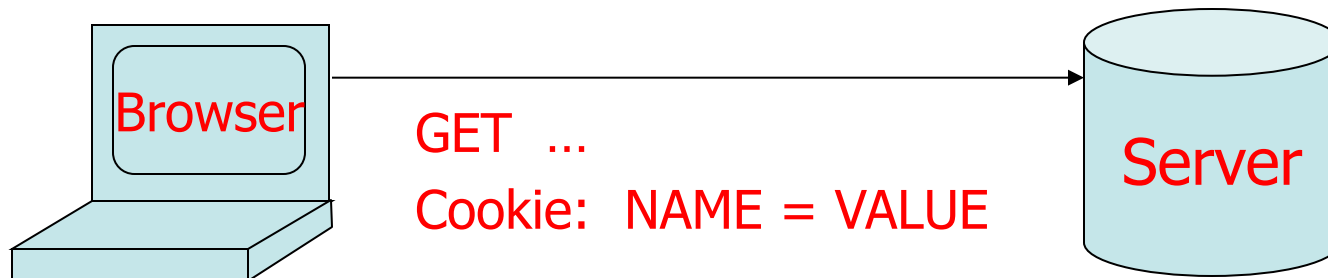
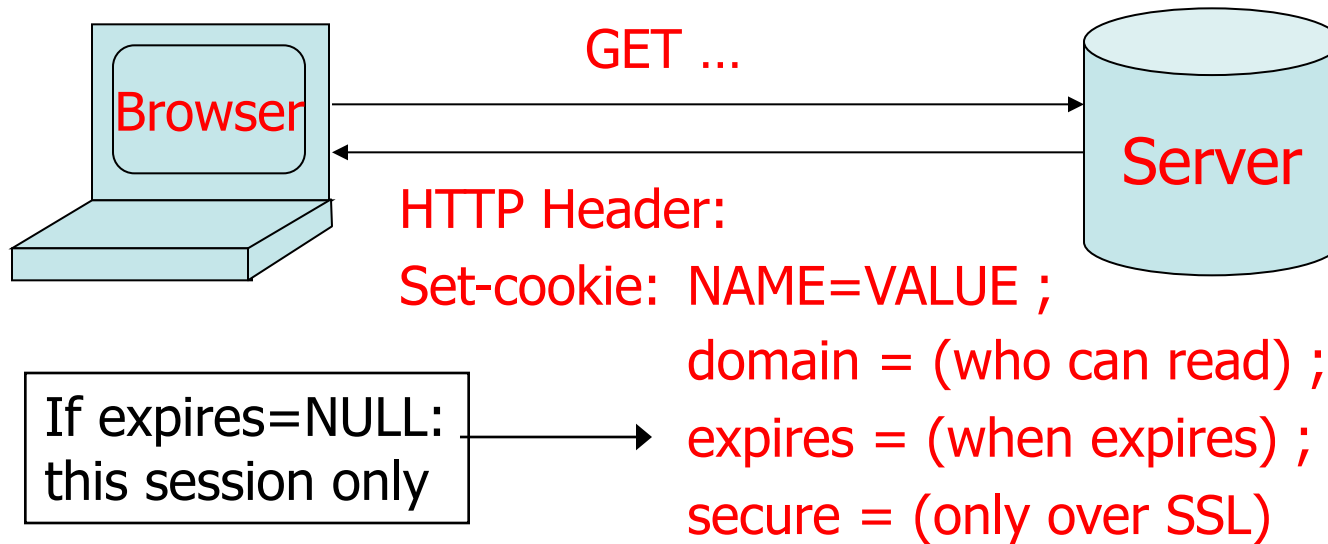
- When the client requests a URL from a server, the browser matches the URL against all cookies on the client.
- If they match, then the client request includes the line:
`Cookie: NAME1=VALUE1; NAME2=VALUE2;...`

- Notes:
 - New instances of cookies overwrite old ones
 - Clients aren't required to purge expired cookies (though they shouldn't send them)
 - Cookies can be at most 4k, at most 20 per site
 - To delete a cookie, the server can send a cookie with expires set to a past date
 - HTTP proxy servers shouldn't cache Set-cookie headers...

Cookies

Http is stateless protocol; cookies *add state*

- Used to store state on user's machine



Cookie/Hidden Field Risks

- Danger of storing data on browser:
 - User can change values
- **Silly example:** Shopping cart software.
 - Set-cookie: shopping-cart-total = 150 (\$)**
 - User edits cookie file (cookie poisoning):
 - Cookie: shopping-cart-total = 15 (\$)**
 - ... bargain shopping.
- Similar behavior with hidden fields:
 - <INPUT TYPE="hidden" NAME=price
VALUE="150">**

Example: dansie.net shopping cart

- <http://www.dansie.net/demo.html> (April, 2009)

```
<FORM METHOD=POST ACTION="http://www.dansie.net/cgi-bin/scripts/cart.pl">
```

```
<FONT FACE="Times New Roman" COLOR="#000099" SIZE=+1>Black Leather purse with  
leather straps<BR>Price: $20.00</FONT><BR>
```

```
<INPUT TYPE=HIDDEN NAME=name VALUE="Black leather purse">
```

```
<INPUT TYPE=HIDDEN NAME=price VALUE="20.00">
```

```
<INPUT TYPE=HIDDEN NAME=sh VALUE="1">
```

```
<INPUT TYPE=HIDDEN NAME=img VALUE="purse.jpg">
```

```
<INPUT TYPE=HIDDEN NAME=img2 VALUE="purse_large.jpg">
```

```
<INPUT TYPE=HIDDEN NAME=return VALUE="http://www.dansie.net/demo.html">
```

```
<INPUT TYPE=HIDDEN NAME=custom1 VALUE="Black Leather purse with leather straps">
```

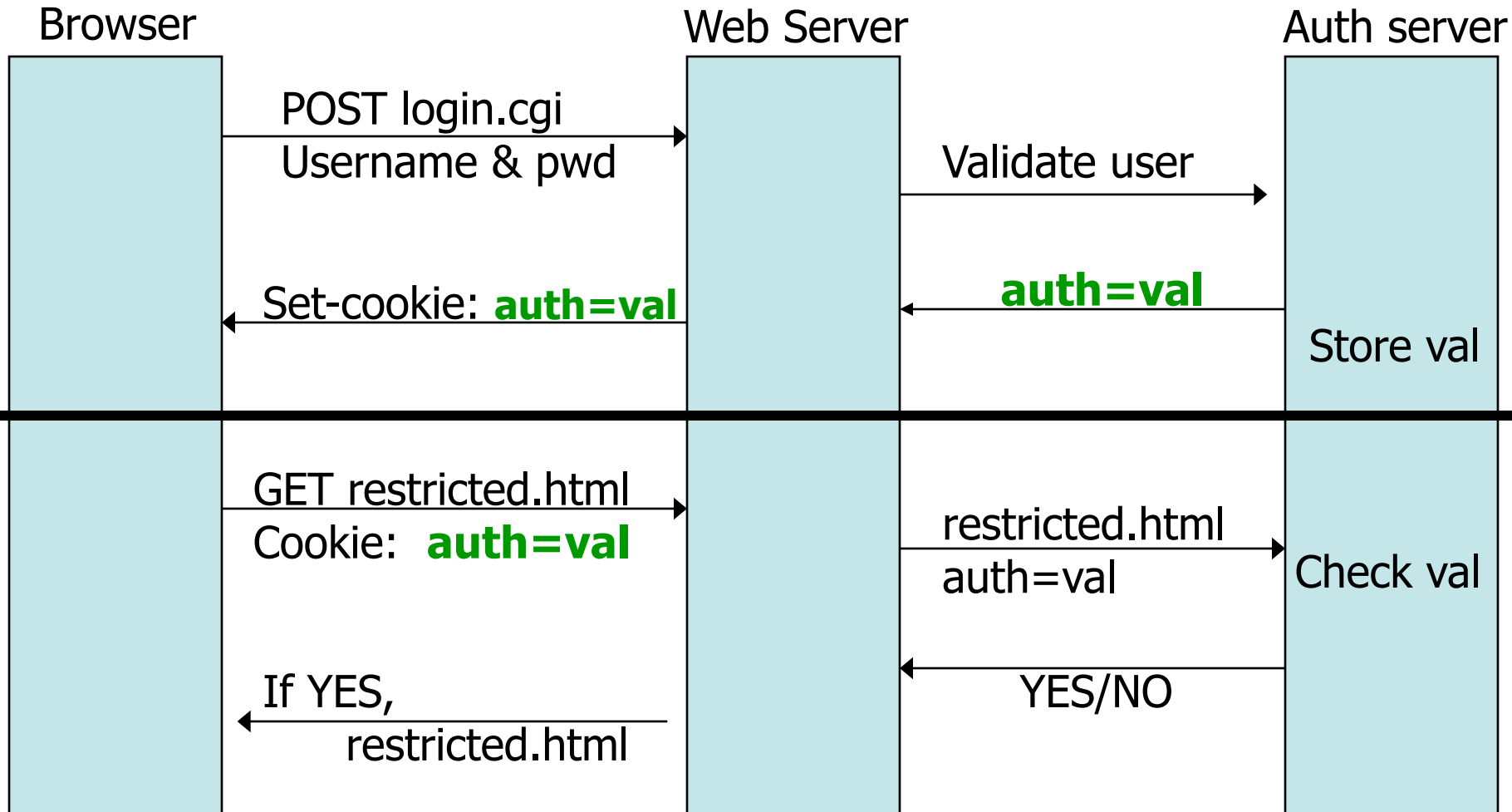
```
<INPUT TYPE=SUBMIT NAME="add" VALUE="Put in Shopping Cart">
```

```
</FORM>
```

Solution

- When storing state on browser use a Message Authentication Code (MAC) with server's secret key to enforce data integrity.
- .NET 2.0 (probably similar in 3.0):
 - `System.Web.Configuration.MachineKey`
 - Secret web server key intended for cookie protection
 - `HttpCookie cookie = new HttpCookie(name, val);`
`HttpCookie encodedCookie =`
`HttpSecureCookie.Encode (cookie);`
 - `HttpSecureCookie.Decode (cookie);`

Cookie authentication (over https)



Cookie auth is insufficient

- Example:

- User logs in to bank.com. Forgets to sign off.
- Session cookie remains in browser state
- Then user visits another site containing:

```
<form name=F action=http://bank.com/BillPay.php>
```

```
<input name=recipient value=badguy> ...
```

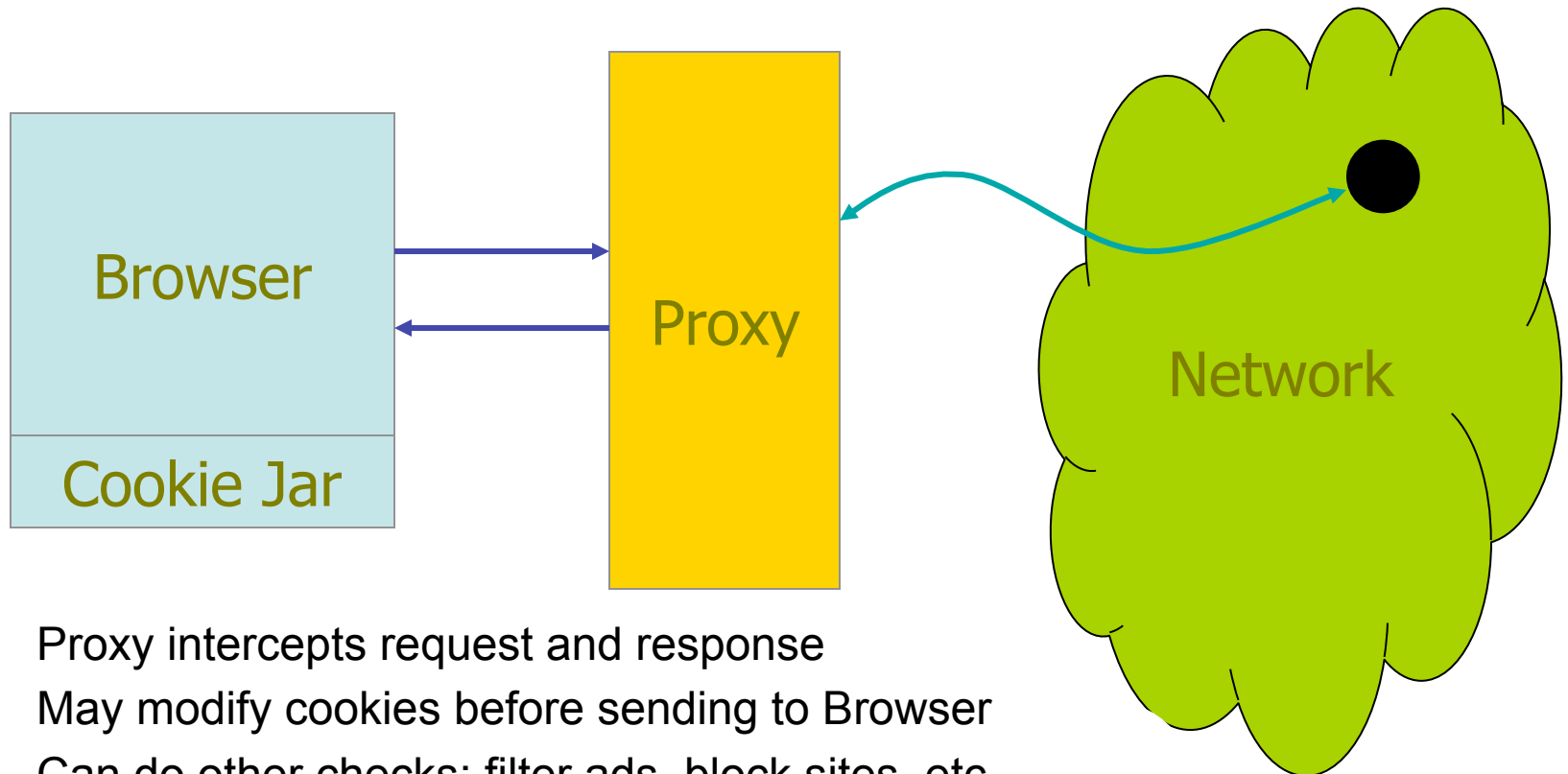
```
<script> document.F.submit(); </script>
```

- Browser sends user auth cookie with request
 - Transaction will be fulfilled

- Problem:

- Cookie auth is insufficient when side effects can happen
- Correct use: use cookies + hidden fields
- Hidden fields: store nonces that must be presented to the server
 - Can't be guessed by the malicious web site

Managing cookie policy via proxy



- Proxy intercepts request and response
- May modify cookies before sending to Browser
- Can do other checks: filter ads, block sites, etc.
- This is just a reference monitor for cookies

JUNK**BUSTERS** e Proxy:

- Cookie management by policy in *cookiefile*
 - Default: all cookies are silently crunched
 - Options
 - Allow cookies only to/from certain sites
 - Block cookies to browser (but allow to server)
 - Send vanilla wafers instead
- Block URLs matching any pattern in *blockfile*
 - Example: pattern `/*.*/ad` matches `http://nomatterwhere.com/images/advert/g3487.gif`

Easy to write your own http proxy; you can try *this* at home

Phishing

- Phishing:
 - Trojan horse e-mails and web sites designed to trick the user into giving up account/pin/password/credit card information.
- December 17, 2007: Gartner Survey
 - Estimated \$3.2 BILLION was lost to phishing attacks
 - 3.3% of those surveyed lost money due to phishing
 - (more than in prior years)
 - Most spoofed: PayPal and eBay
 - See: www.doshelp.com/scams-fraud/Services/Ebay-Scams.htm
- Goal: *Present a plausible experience to the user*

Phishing Techniques

- See "Technical Trends in Phishing Attacks"
 - by Jason Milletary (US-CERT)
- Social Engineering
- Bot nets
 - Same infrastructure as Spam mail
- Web site hosting
 - Redirects / obfuscated URLs etc.
- Phishing Kits
 - Pre-generated HTML/e-mail that looks official (graphics, etc.)
- Browser vulnerabilities
 - Borderless popup windows that don't display the address bar
 - Cross-domain vulnerabilities
- XSS using URL redirectors that don't sanitize inputs

Reading browser history

- CSS properties of hyperlinks
- Can also use cache-based techniques:
 - Images and other data in the cache take less time to load, so a script can time how long it takes to load a resource to get some hints about a user's prior browsing.

Violation of the same-origin principle:

“One site cannot use information belonging to another site.”

Visited link tracking

<http://www.safehistory.com/>

- Visited links displayed in different color (74% of sites)
 - Information easily accessible by javascript
- Attacks also without javascript

```
<html><head>
<style> a { position:absolute; border:0; } a:link { display:none } </style>
</head><body>
<a href='http://www.bankofamerica.com/'><img src='bankofamerica.gif'></a>
<a href='https://www.wellsfargo.com/'><img src='wellsfargo.gif'></a>
<a href='http://www.usbank.com/'><img src='usbank.gif'></a>
...
</body></html>
```

- Bank logo images are stacked on top of each other
- CSS rules cause the un-visited links to vanish
- Page displays bank logo of site that user has visited

Countermeasures?

- Education and awareness training
- "Security indicators" in the web browser
 - E.g. the yellow address background for https connections in FireFox
- Browser extensions that act as a firewall
 - Can blacklist known phishing sites
- Internet lists of known phishing sites:
 - www.phishtank.com

Do they work?

- Paper: "The Emperor's New Security Indicators: An evaluation of website authentication and the effect of role playing on usability studies" (Schechter *et al.* 2007)
 - <http://dl.acm.org/citation.cfm?id=1264196>
- Will customers of an online bank...
 - enter their passwords even if their browsers' HTTPS indicators are missing?
 - enter their passwords even if their site-authentication images are missing?
 - enter their passwords even if they are presented with an IE7 warning page?

Study

- 67 participants:
 - All had accounts at the same bank
 - Mostly Harvard students (but: not computer scientists/engineers)
- Divided into 3 groups:
 - Group 1: Played a "role" but not told that security was important
 - Group 2: Played a "role" but told that security was important
 - Group 3: Not role playing
- Participants were asked to complete several tasks
 - Check facts about their account balance, last login, last transaction, last statement
- Hints that someone was spoofing:
 - Remove HTTPS indicator
 - Remove site authentication images
 - Present a warning page

Results

	Group 1 Role playing	Group 2 Role playing	Group 3 Per. Acct.
Upon noticing HTTPS missing	0%	0%	0%
Image removed	0%	0%	9%
After Warning	47%	29%	55%
Never (Always logged in)	53%	71%	36%